

Luminaire

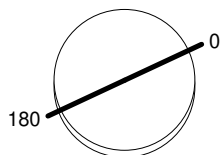
Code M249921
Name TAGORA 270 SOSPENSIONE LED wide flood 4000K BEIGE/BIANCO

Measurem.

Code FTS1502696
Name TAGORA 270 SOSPENSIONE LED wide flood 4000K BEIGE/BIANCO

Luminaire Flux	1744.03 lm	Luminaire Power	34.00 W	Efficacy	51.29 lm/W	Efficiency	100.00%
Lamps Flux	1744.03 lm	Maximum value	3226.59 cd/klm	Position	C=0.00 G=0.00	CG	Rotosymmetrical
Round Luminaire Round Luminous Area		Diam. Diam.	270 mm 100 mm	Height Height	330 mm 0 mm		
Horizontal Luminous Area Emitting area on Plane 0° Emitting area on Plane 90°		0.007854 m2 0.000000 m2 0.000000 m2		Emitting area on Plane 180° Emitting area on Plane 270° Glare area at 76°		0.000000 m2 0.000000 m2 0.001900 m2	
Coordinate system Date Measurement Distance		CG 17-06-2015 0.00		Symmetry Type Maximum Gamma Angle Measurement Flux		Rotosymmetrical 180 1744.03 lm	
LED Flux=4054lm LED Power=31W Eff=43% EfcLed=131lm/W EfcLum=51lm/W CCT=4000 Ra=90 SDCM=1 L70(6K)=50000h							
C.I.E. F UTE	99 --	100 --	100 --	100 --	D DIN 5040 B NBN	A60 BZ 1	

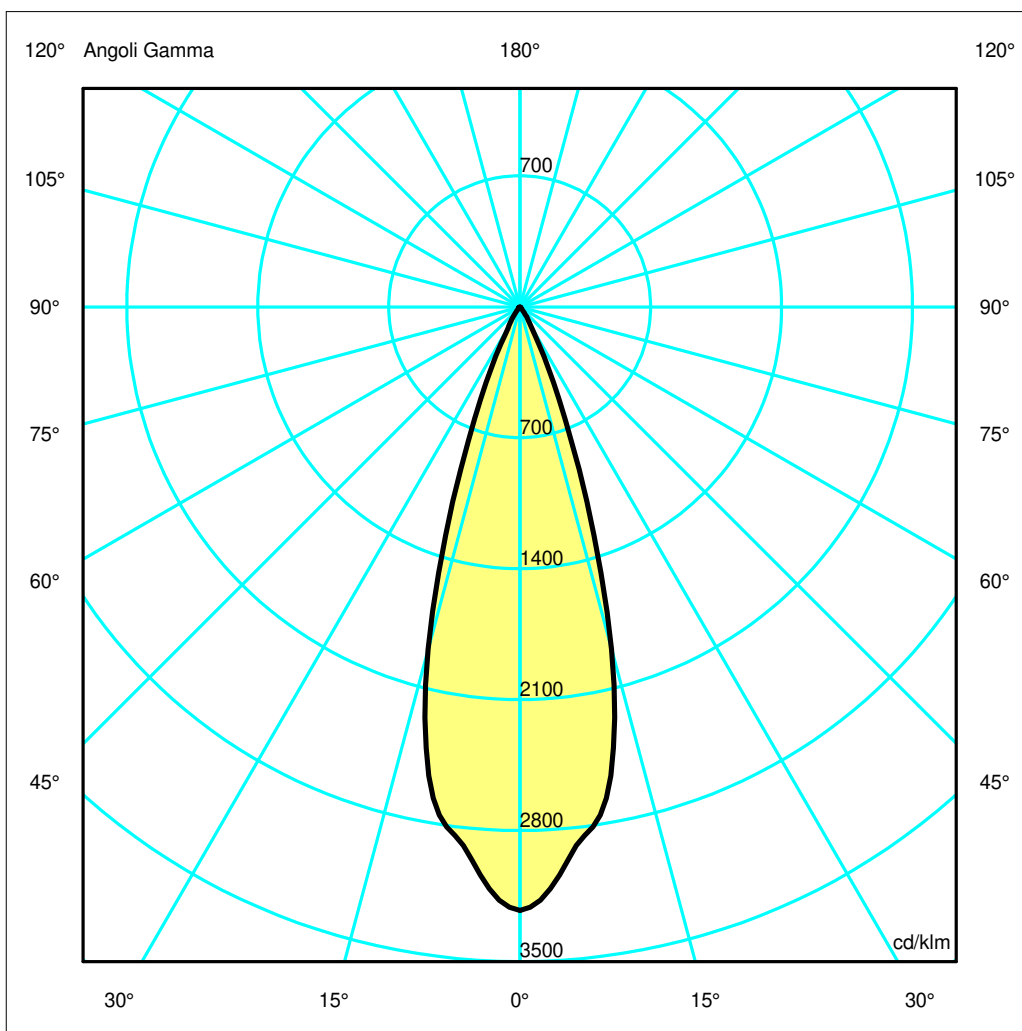
Diam=270mm



Semipiani C

180.0 ——— 0.0

ULOR 0.00 %
DLOR 100.00 %
RN 0.00 %



Luminaire

Code M249921
Name TAGORA 270 SOSPENSIONE LED wide flood 4000K BEIGE/BIANCO

Measur.

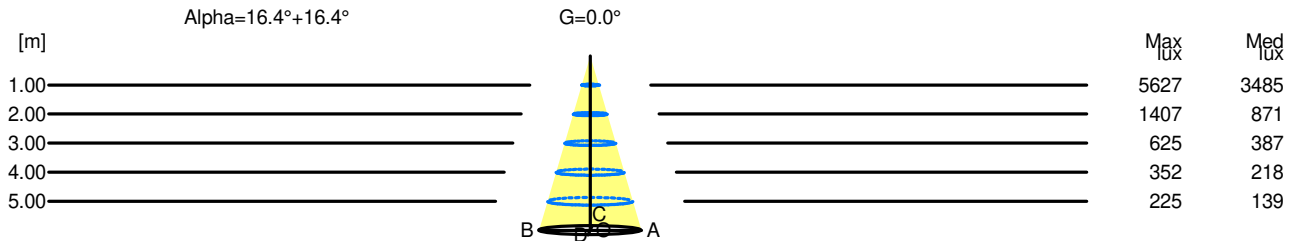
Code FTS1502696
Name TAGORA 270 SOSPENSIONE LED wide flood 4000K BEIGE/BIANCO

Luminaire Flux	1744.03 lm	Luminaire Power	34.00 W	Efficacy	51.29 lm/W	Efficiency	100.00%
Lamps Flux	1744.03 lm	Maximum value	3226.59 cd/klm	Position	C=0.00 G=0.00	CG	Rotosymmetrical
Round Luminaire		Diam.	270 mm	Height	330 mm		
Round Luminous Area		Diam.	100 mm	Height	0 mm		
Horizontal Luminous Area	0.007854 m2			Emitting area on Plane 180°	0.000000 m2		
Emitting area on Plane 0°	0.000000 m2			Emitting area on Plane 270°	0.000000 m2		
Emitting area on Plane 90°	0.000000 m2			Glare area at 76°	0.001900 m2		
Coordinate system	CG			Symmetry Type	Rotosymmetrical		
Date	17-06-2015			Maximum Gamma Angle	180		
Measurement Distance	0.00			Measurement Flux	1744.03 lm		
LED Flux=4054lm LED Power=31W Eff=43% EfcLed=131lm/W EfcLum=51lm/W CCT=4000 Ra=90 SDCM=1 L70(6K)=50000h							
C.I.E.	99 100 100 100 100			D DIN 5040	A60		
F UTE	--			B NBN	BZ 1		

Width at 50.00 % of Max Intensity

H[m]	1.00	2.00	3.00	4.00	5.00	H[m]	1.00	2.00	3.00	4.00	5.00
OA	0.29	0.59	0.88	1.18	1.47	OC	0.29	0.59	0.88	1.18	1.47
OB	0.29	0.59	0.88	1.18	1.47	OD	0.29	0.59	0.88	1.18	1.47

	Luminous Intensities [cd/klm]									
	0	5	15	25	35	45	55	65	75	85
OA	5627.27	5172.80	3304.11	633.75	86.17	13.65	8.42	4.68	2.32	0.77
OB	5627.27	5172.80	3304.11	633.75	86.17	13.65	8.42	4.68	2.32	0.77
OC	5627.27	5172.80	3304.11	633.75	86.17	13.65	8.42	4.68	2.32	0.77
OD	5627.27	5172.80	3304.11	633.75	86.17	13.65	8.42	4.68	2.32	0.77



H[m]	D[m]	Max lux	Med lux	Alpha=16.4°+16.4°	G=0.0
1.00	0.59	5627	3485		
2.00	1.18	1407	871		
3.00	1.76	625	387		
4.00	2.35	352	218		
5.00	2.94	225	139		