

Luminaire

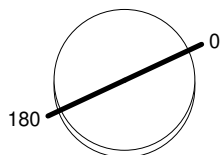
Code M249761
Name TAGORA 270 SOSPENSIONE LED FLOOD 4000K GRIGIO/BIANCO

Measurem.

Code FTS1500807
Name TAGORA 270 SOSPENSIONE LED FLOOD 4000K GRIGIO/BIANCO

Luminaire Flux	1926.00 lm	Luminaire Power	34.00 W	Efficacy	56.65 lm/W	Efficiency	100.00%
Lamps Flux	1926.00 lm	Maximum value	8659.71 cd/klm	Position	C=0.00 G=0.00	CG	Rotosymmetrical
Round Luminaire Round Luminous Area		Diam. Diam.	270 mm 260 mm	Height Height	330 mm 0 mm		
Horizontal Luminous Area Emitting area on Plane 0° Emitting area on Plane 90°		0.053093 m2 0.000000 m2 0.000000 m2		Emitting area on Plane 180° Emitting area on Plane 270° Glare area at 76°		0.000000 m2 0.000000 m2 0.012844 m2	
Coordinate system Date Measurement Distance		CG 09-12-2014 0.00		Symmetry Type Maximum Gamma Angle Measurement Flux		Rotosymmetrical 90 1926.00 lm	
LED Flux=4054lm LED Power=31W Eff=48% EfcLed=131lm/W EfcLum=57lm/W CCT=4000 Ra=90 SDCM=1 L70(6K)=50000h							
C.I.E. F UTE	100 100 100 100 100 --			D DIN 5040 B NBN	A60 BZ 1		

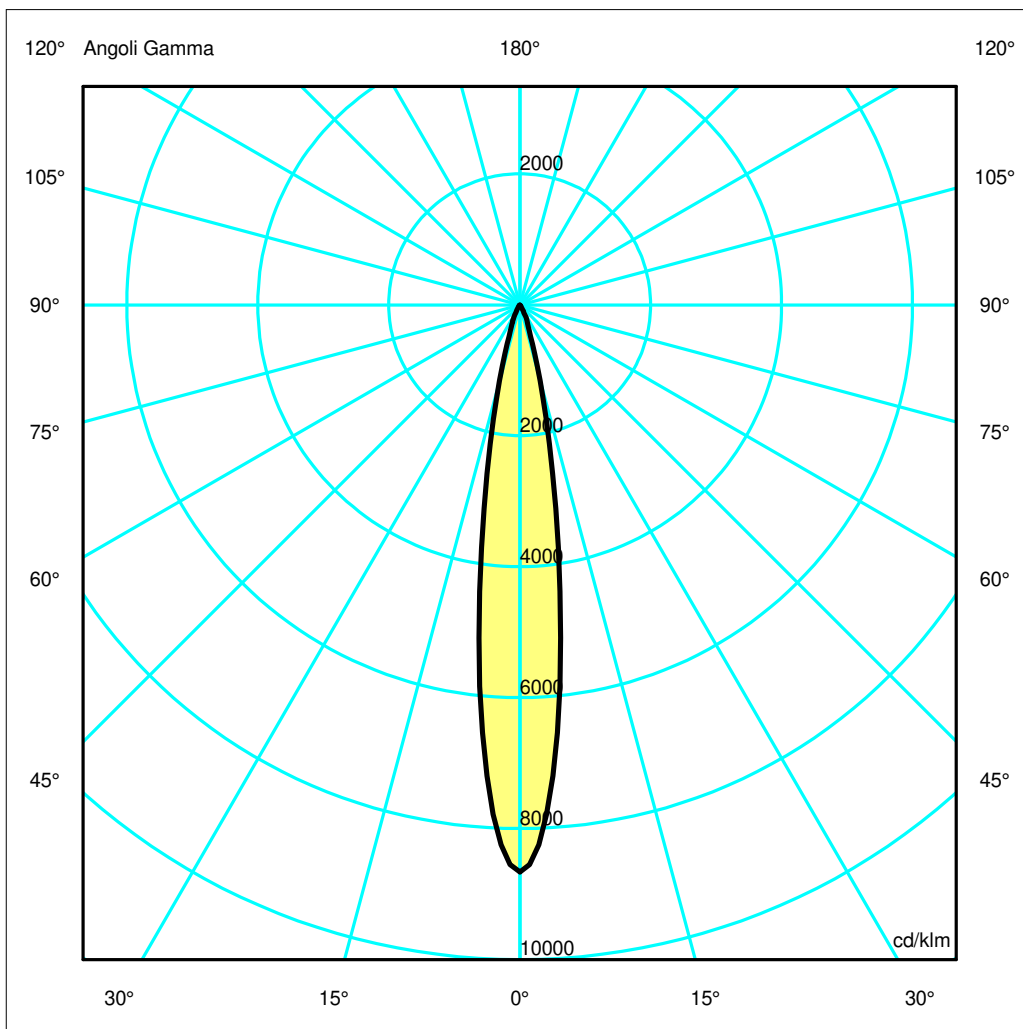
Diam=270mm



Semipiani C

180.0 ——— 0.0

ULOR 0.00 %
DLOR100.00 %
RN 0.00 %



Luminaire

Code M249761
Name TAGORA 270 SOSPENSIONE LED FLOOD 4000K GRIGIO/BIANCO

Measur.

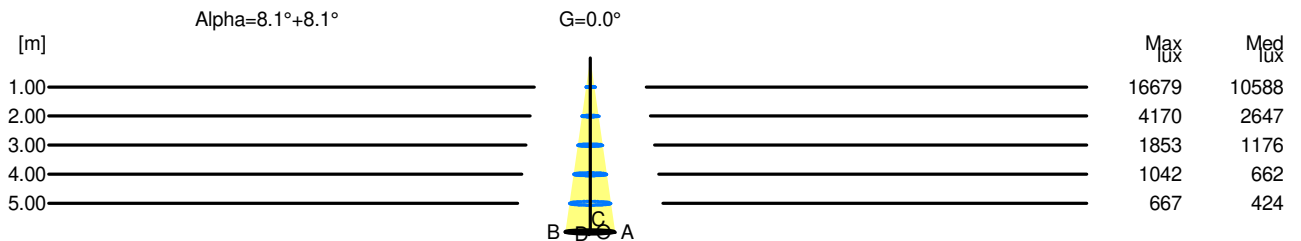
Code FTS1500807
Name TAGORA 270 SOSPENSIONE LED FLOOD 4000K GRIGIO/BIANCO

Luminaire Flux	1926.00 lm	Luminaire Power	34.00 W	Efficacy	56.65 lm/W	Efficiency	100.00%
Lamps Flux	1926.00 lm	Maximum value	8659.71 cd/klm	Position	C=0.00 G=0.00	CG	Rotosymmetrical
Round Luminaire		Diam.	270 mm	Height	330 mm		
Round Luminous Area		Diam.	260 mm	Height	0 mm		
Horizontal Luminous Area		0.053093 m2		Emitting area on Plane 180°		0.000000 m2	
Emitting area on Plane 0°		0.000000 m2		Emitting area on Plane 270°		0.000000 m2	
Emitting area on Plane 90°		0.000000 m2		Glare area at 76°		0.012844 m2	
Coordinate system		CG		Symmetry Type		Rotosymmetrical	
Date		09-12-2014		Maximum Gamma Angle		90	
Measurement Distance		0.00		Measurement Flux		1926.00 lm	
LED Flux=4054lm LED Power=31W Eff=48% EfcLed=131lm/W EfcLum=57lm/W CCT=4000 Ra=90 SDCM=1 L70(6K)=50000h							
C.I.E.	100	100	100	100	100	D DIN 5040	A60
F UTE	--					B NBN	BZ 1

Width at 50.00 % of Max Intensity

H[m]	1.00	2.00	3.00	4.00	5.00	H[m]	1.00	2.00	3.00	4.00	5.00
OA	0.14	0.29	0.43	0.57	0.71	OC	0.14	0.29	0.43	0.57	0.71
OB	0.14	0.29	0.43	0.57	0.71	OD	0.14	0.29	0.43	0.57	0.71

	Luminous Intensities [cd/klm]									
	0	5	15	25	35	45	55	65	75	85
OA	16678.60	12628.73	2302.06	469.45	75.57	7.12	3.11	0.00	0.00	0.00
OB	16678.60	12628.73	2302.06	469.45	75.57	7.12	3.11	0.00	0.00	0.00
OC	16678.60	12628.73	2302.06	469.45	75.57	7.12	3.11	0.00	0.00	0.00
OD	16678.60	12628.73	2302.06	469.45	75.57	7.12	3.11	0.00	0.00	0.00



H[m]	D[m]	Max lux	Med lux	Alpha=8.1°+8.1°	G=0.0
1.00	0.29	16679	10588		
2.00	0.57	4170	2647		
3.00	0.86	1853	1176		
4.00	1.14	1042	662		
5.00	1.43	667	424		