

Luminaire

Code BH00705+BH16101
 Name A.39 S/C SHAR DIR 1184 HB 34 400K DM SIL + COVER 3X4 OPT. HB WHITE

Measurem.

Code FTS1603096
 Name A.39 S/C SHAR DIR 1184 HB 34 400K DM SIL + COVER 3X4 OPT. HB WHITE

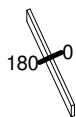
Luminaire Flux	2475.96 lm	Luminaire Power	38.00 W	Efficacy	65.16 lm/W	Efficiency	100.00%
Sources Flux	2475.96 lm	Maximum value	2570.73 cd/klm	Position	C=0.00 G=0.00	CG	Rotosymmetrical
Rectangular Luminaire		Length	1184 mm	Width	40 mm	Height	111 mm
Rectangular Luminous Area		Length	444 mm	Width	37 mm	Height	0 mm
Horizontal Luminous Area		0.016428 m ²		Emitting area on Plane 180°		0.000000 m ²	
Emitting area on Plane 0°		0.000000 m ²		Emitting area on Plane 270°		0.000000 m ²	
Emitting area on Plane 90°		0.000000 m ²		Glare area at 76°		0.003974 m ²	
Coordinate system		CG		Symmetry Type		Rotosymmetrical	
Date		16-02-2017		Maximum Gamma Angle		180	
Measurement Distance		0.00		Measurement Flux		2475.96 lm	

LED Flux=3493,65lm LED Power=33W Eff=71% EfcLed=106lm/W EfcLum=65lm/W Ra=90 SDCM=2 L90(20K)=118000h

C.I.E. 97 99 100 100 100
 F UTE --

D DIN 5040
 B NBN
 A60
 BZ 1

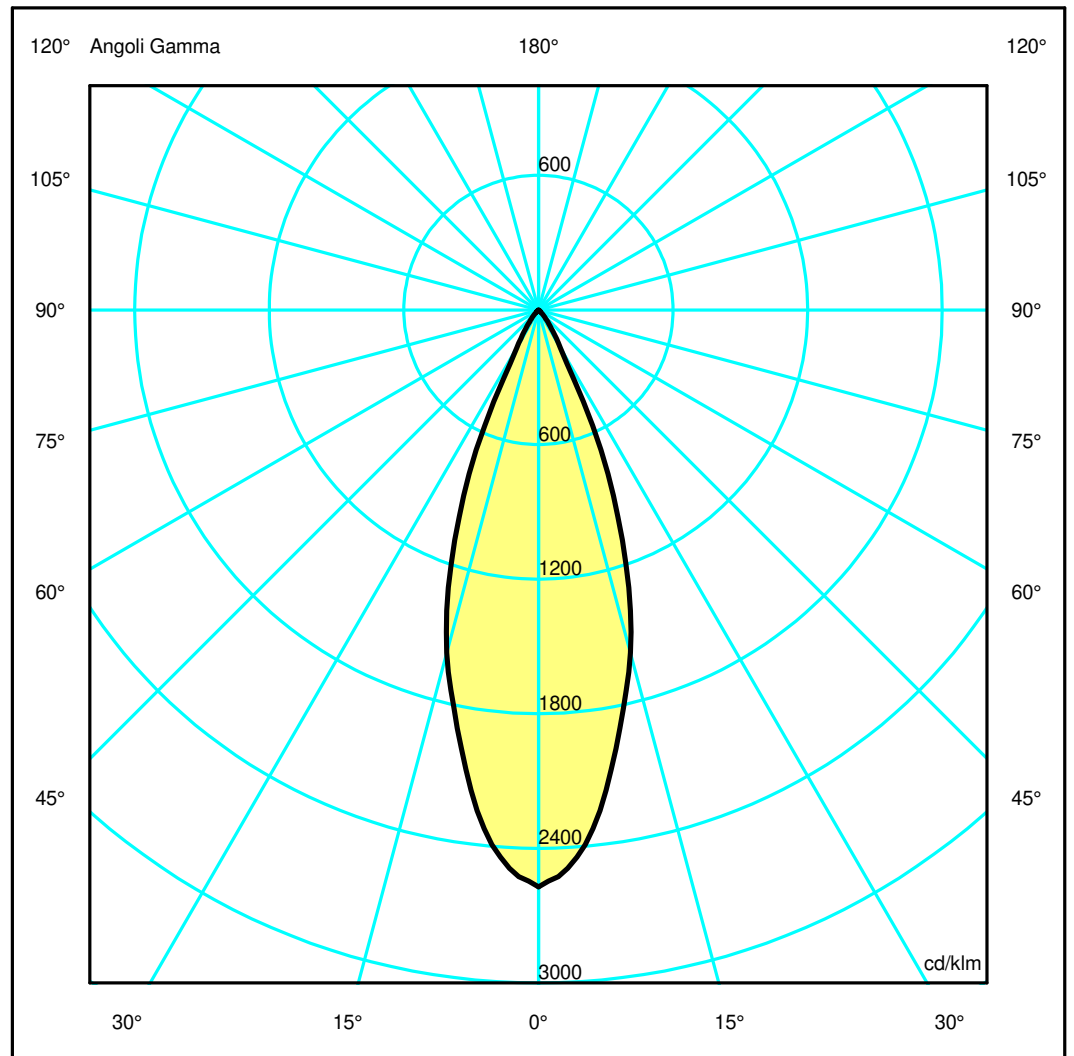
1184mm x 40mm



Semipiani C

180.0 ——— 0.0

ULOR 0.00 %
 DLOR 100.00 %
 RN 0.00 %



Luminaire

Code BH00705+BH16101
 Name A.39 S/C SHAR DIR 1184 HB 34 400K DM SIL + COVER 3X4 OPT. HB WHITE

Measurerm.

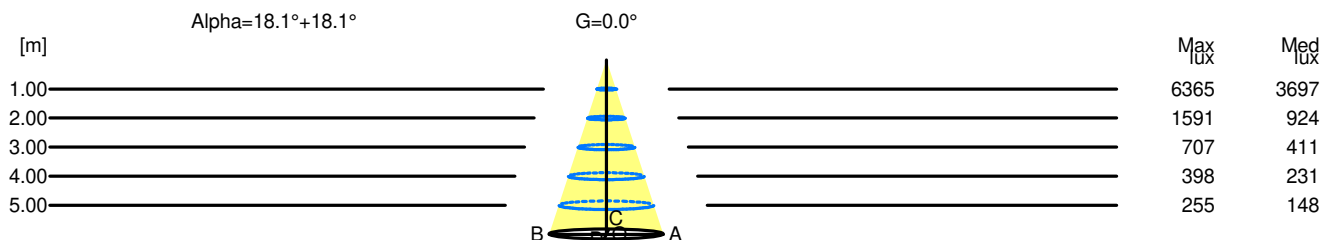
Code FTS1603096
 Name A.39 S/C SHAR DIR 1184 HB 34 400K DM SIL + COVER 3X4 OPT. HB WHITE

Luminaire Flux	2475.96 lm	Luminaire Power	38.00 W	Efficacy	65.16 lm/W	Efficiency	100.00%
Sources Flux	2475.96 lm	Maximum value	2570.73 cd/klm	Position	C=0.00 G=0.00	CG	Rotosymmetrical
Rectangular Luminaire		Length	1184 mm	Width	40 mm	Height	111 mm
Rectangular Luminous Area		Length	444 mm	Width	37 mm	Height	0 mm
Horizontal Luminous Area		0.016428 m ²		Emitting area on Plane 180°		0.000000 m ²	
Emitting area on Plane 0°		0.000000 m ²		Emitting area on Plane 270°		0.000000 m ²	
Emitting area on Plane 90°		0.000000 m ²		Glare area at 76°		0.003974 m ²	
Coordinate system		CG		Symmetry Type		Rotosymmetrical	
Date		16-02-2017		Maximum Gamma Angle		180	
Measurement Distance		0.00		Measurement Flux		2475.96 lm	
LED Flux=3493,65lm LED Power=33W Eff=71% EfcLed=106lm/W EfcLum=65lm/W Ra=90 SDCM=2 L90(20K)=118000h							
C.I.E.	97 99 100 100 100			D DIN 5040	A60		
F UTE	--			B NBN	BZ 1		

Width at 50.00 % of Max Intensity

H[m]	1.00	2.00	3.00	4.00	5.00	H[m]	1.00	2.00	3.00	4.00	5.00
OA	0.33	0.66	0.98	1.31	1.64	OC	0.33	0.66	0.98	1.31	1.64
OB	0.33	0.66	0.98	1.31	1.64	OD	0.33	0.66	0.98	1.31	1.64

	Luminous Intensities [cd/klm]									
	0	5	15	25	35	45	55	65	75	85
OA	6365.03	5920.66	3916.16	1408.42	248.53	58.62	15.21	8.22	5.32	2.08
OB	6365.03	5920.66	3916.16	1408.42	248.53	58.62	15.21	8.22	5.32	2.08
OC	6365.03	5920.66	3916.16	1408.42	248.53	58.62	15.21	8.22	5.32	2.08
OD	6365.03	5920.66	3916.16	1408.42	248.53	58.62	15.21	8.22	5.32	2.08



H[m]	D[m]	Max lux	Med lux	Alpha=18.1°+18.1°	G=0.0
1.00	0.66	6365	3697		
2.00	1.31	1591	924		
3.00	1.97	707	411		
4.00	2.62	398	231		
5.00	3.28	255	148		