

Luminaire

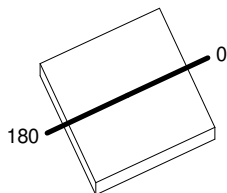
Code AQ14404+AQ16XXX
 Name A.24 GIUNTO X SOSP. DIFF. DIR. 2700K NRO + A.24 SCHERMO DIFF. OPALINO

Measurement

Code FTS2300197
 Name A.24 GIUNTO X SOSP. DIFF. DIR. 2700K NRO + A.24 SCHERMO DIFF. OPALINO

Luminaire Flux	2497 lm	Luminaire Power	29.0 W	Efficacy	86.103 lm/W	Efficiency	100.00%
Source Flux	2497 lm	Maximum value	348.02 cd/klm	Position	C=0.00 G=0.00	CG	Rotosymmetrical
Rectangular Luminaire		Length	605 mm	Width	605 mm	Height	55 mm
Rectangular Luminous Area		Length	605 mm	Width	48 mm	Height	0 mm
Horizontal Luminous Area		0.029040 m ²		Emitting area on Plane 180°	0.000000 m ²		
Emitting area on Plane 0°		0.000000 m ²		Emitting area on Plane 270°	0.000000 m ²		
Emitting area on Plane 90°		0.000000 m ²		Glare area at 76°	0.007025 m ²		
Coordinate system		CG		Symmetry Type	Rotosymmetrical		
Date		20-09-2023		Maximum Gamma Angle	180		
Measurement Distance		0.00		Measurement Flux	2497 lm		
LED Flux=4692lm LED Power=27W Eff=53% EfcLed=176lm/W EfcLum=86lm/W CCT=2700K Ra=90 SDCM=3 L70(6K)=102000h							
C.I.E.	47 78 96 100 100			D DIN 5040	A30		
F UTE	1.00 E			B NBN	BZ 5 / 4 / BZ 4		

605mm x 605mm



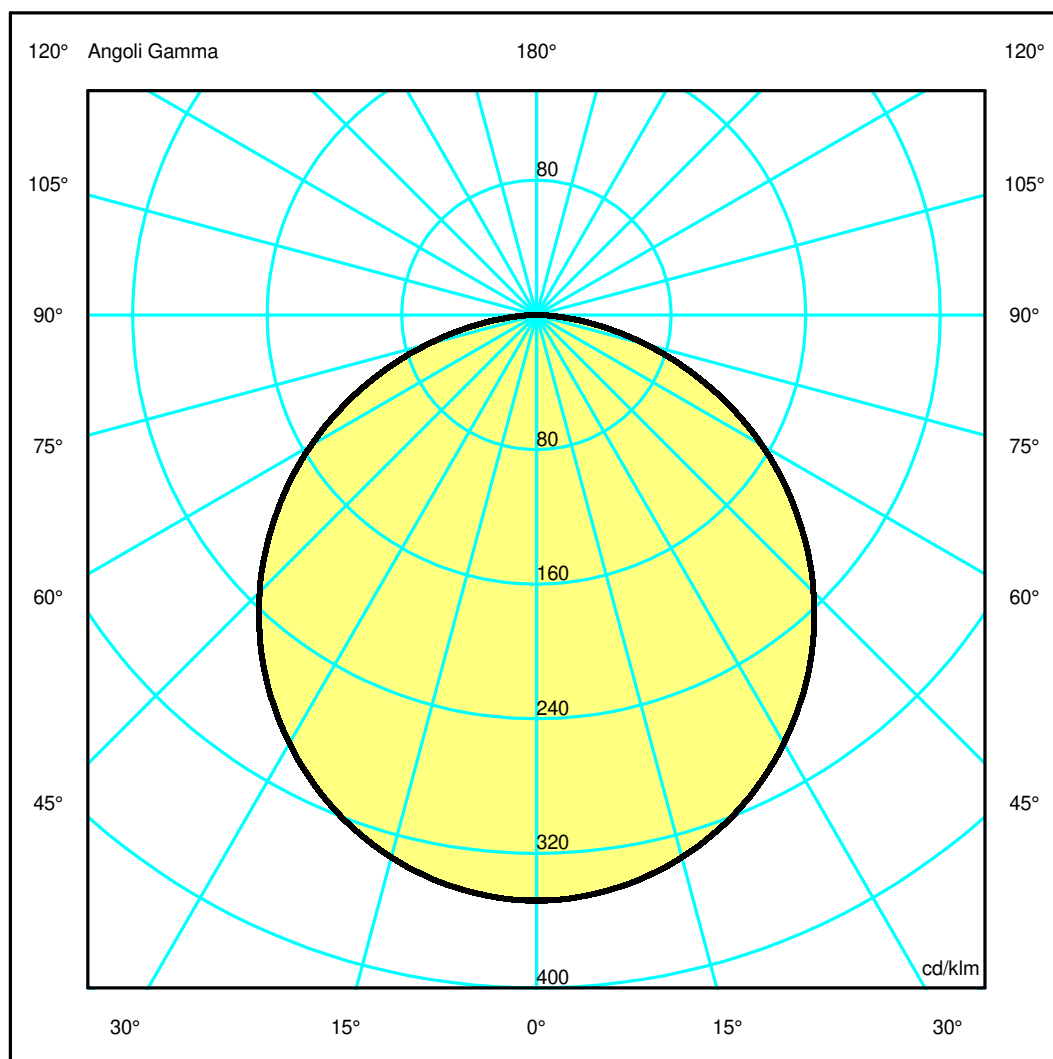
Sempiani C

180.0 ——— 0.0

ULOR 0.01 %

DLOR 99.99 %

RN 0.01 %



Luminaire

Code AQ14404+AQ16XXX
 Name A.24 GIUNTO X SOSP. DIFF. DIR. 2700K NRO + A.24 SCHERMO DIFF. OPALINO

Measurerm.

Code FTS2300197
 Name A.24 GIUNTO X SOSP. DIFF. DIR. 2700K NRO + A.24 SCHERMO DIFF. OPALINO

Luminaire Flux	2497 lm	Luminaire Power	29.0 W	Efficacy	86.103 lm/W	Efficiency	100.00%
Source Flux	2497 lm	Maximum value	348.02 cd/klm	Position	C=0.00 G=0.00	CG	Rotosymmetrical
Rectangular Luminaire		Length	605 mm	Width	605 mm	Height	55 mm
Rectangular Luminous Area		Length	605 mm	Width	48 mm	Height	0 mm
Horizontal Luminous Area		0.029040 m2		Emitting area on Plane 180°		0.000000 m2	
Emitting area on Plane 0°		0.000000 m2		Emitting area on Plane 270°		0.000000 m2	
Emitting area on Plane 90°		0.000000 m2		Glare area at 76°		0.007025 m2	
Coordinate system		CG		Symmetry Type		Rotosymmetrical	
Date		20-09-2023		Maximum Gamma Angle		180	
Measurement Distance		0.00		Measurement Flux		2497 lm	

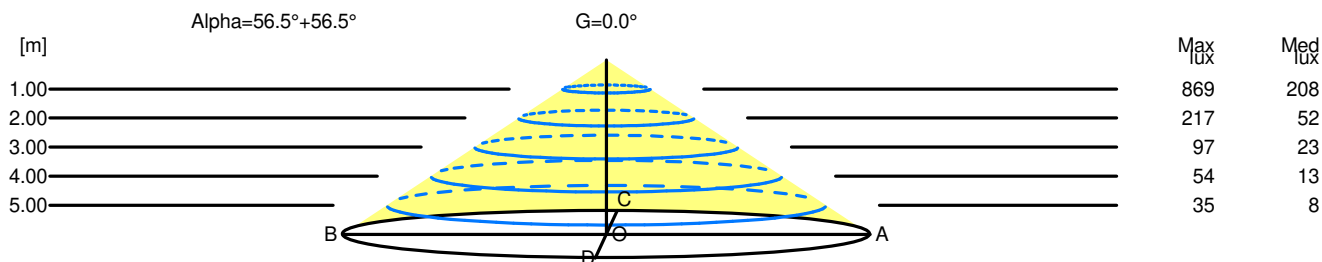
LED Flux=4692lm LED Power=27W Eff=53% EfcLed=176lm/W EfcLum=86lm/W CCT=2700K Ra=90 SDCM=3 L70(6K)=102000h

C.I.E.	47 78 96 100 100	D DIN 5040	A30
F UTE	1.00 E	B NBN	BZ 5 / 4 / BZ 4

Width at 50.00 % of Max Intensity

H[m]	1.00	2.00	3.00	4.00	5.00	H[m]	1.00	2.00	3.00	4.00	5.00
OA	1.51	3.03	4.54	6.05	7.56	OC	1.51	3.03	4.54	6.05	7.56
OB	1.51	3.03	4.54	6.05	7.56	OD	1.51	3.03	4.54	6.05	7.56

	Luminous Intensities [cd/klm]									
	0	5	15	25	35	45	55	65	75	85
OA	868.99	864.70	833.14	773.44	688.92	581.37	455.05	314.73	167.29	41.96
OB	868.99	864.70	833.14	773.44	688.92	581.37	455.05	314.73	167.29	41.96
OC	868.99	864.70	833.14	773.44	688.92	581.37	455.05	314.73	167.29	41.96
OD	868.99	864.70	833.14	773.44	688.92	581.37	455.05	314.73	167.29	41.96



H[m]	D[m]	Max lux	Med lux	Alpha=56.5°+56.5°	G=0.0
1.00	3.03	869	208		
2.00	6.05	217	52		
3.00	9.08	97	23		
4.00	12.10	54	13		
5.00	15.13	35	8		