

## Luminaire

Code 1093010A  
Name UNTERLINDEN CHANDELIER FREE 3000K ALU

## Measurement

Code FTS2300132  
Name UNTERLINDEN CHANDELIER FREE 3000K ALU

Luminaire Flux	1838 lm	Luminaire Power	34.0 W	Efficacy	54.068 lm/W	Efficiency	100.00%
Source Flux	1838 lm	Maximum value	578.10 cd/klm	Position	C=0.00 G=0.00	CG	Rotosymmetrical
Round Luminaire		Diam.	590 mm	Height	95 mm		
Round Luminous Area		Diam.	225 mm	Height	0 mm		
Horizontal Luminous Area			0.039761 m <sup>2</sup>	Emitting area on Plane 180°			0.000000 m <sup>2</sup>
Emitting area on Plane 0°			0.000000 m <sup>2</sup>	Emitting area on Plane 270°			0.000000 m <sup>2</sup>
Emitting area on Plane 90°			0.000000 m <sup>2</sup>	Glare area at 76°			0.009619 m <sup>2</sup>
Coordinate system		CG		Symmetry Type			Rotosymmetrical
Date		06-06-2023		Maximum Gamma Angle			180
Measurement Distance		0.00		Measurement Flux			1838 lm

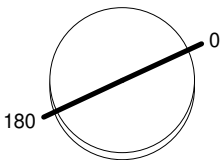
LED Flux=3640lm LED Power=31W Eff=51% EfcLed=117lm/W EfcLum=54lm/W CCT=3000K Ra=90 R9=50 SDCM=2 L70(10k)=55000h

C.I.E. 74 94 99 100 100  
F UTE 1.00 B

D DIN 5040  
B NBN

A60  
BZ 2

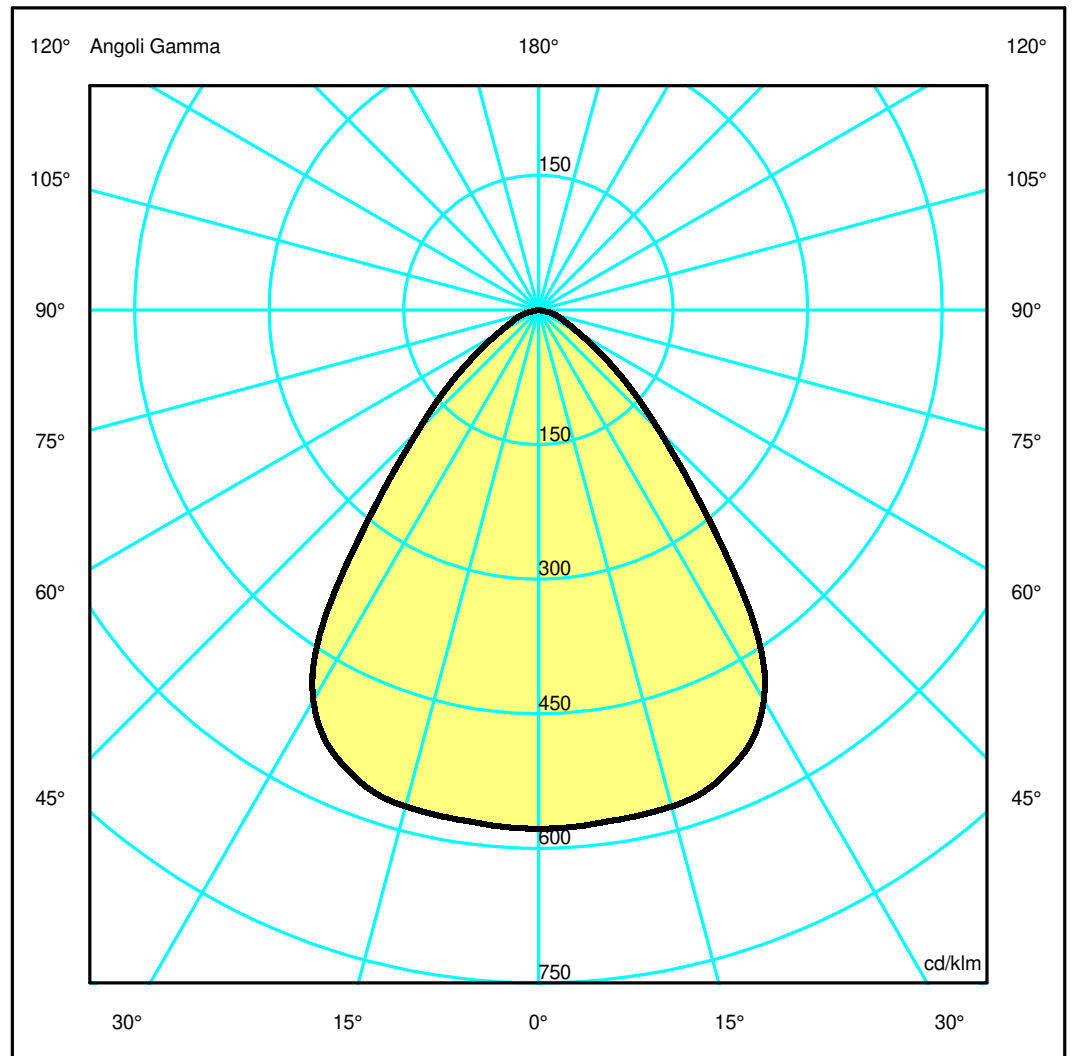
Diam=590mm



Semipiani C

180.0 ——— 0.0

ULOR 0.00 %  
DLOR 100.00 %  
RN 0.00 %



## Luminaire

Code 1093010A  
Name UNTERLINDEN CHANDELIER FREE 3000K ALU

## Measurerm.

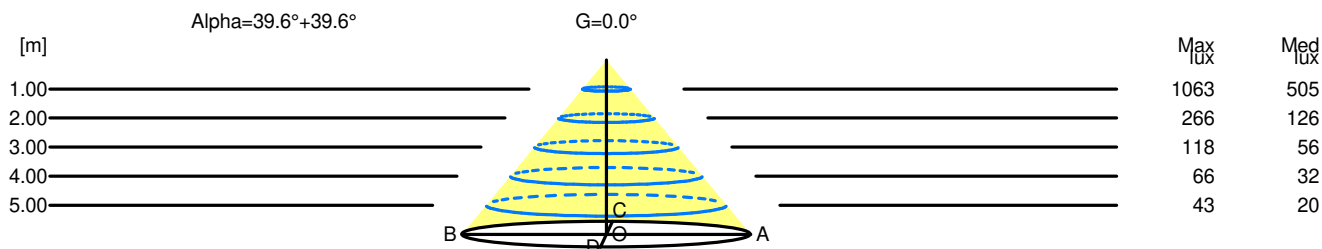
Code FTS2300132  
Name UNTERLINDEN CHANDELIER FREE 3000K ALU

Luminaire Flux	1838 lm	Luminaire Power	34.0 W	Efficacy	54.068 lm/W	Efficiency	100.00%
Source Flux	1838 lm	Maximum value	578.10 cd/klm	Position	C=0.00 G=0.00	CG	Rotosymmetrical
Round Luminaire		Diam.	590 mm	Height	95 mm		
Round Luminous Area		Diam.	225 mm	Height	0 mm		
Horizontal Luminous Area		0.039761 m2		Emitting area on Plane 180°		0.000000 m2	
Emitting area on Plane 0°		0.000000 m2		Emitting area on Plane 270°		0.000000 m2	
Emitting area on Plane 90°		0.000000 m2		Glare area at 76°		0.009619 m2	
Coordinate system		CG		Symmetry Type		Rotosymmetrical	
Date		06-06-2023		Maximum Gamma Angle		180	
Measurement Distance		0.00		Measurement Flux		1838 lm	
LED Flux=3640lm LED Power=31W Eff=51% EfcLed=117lm/W EfcLum=54lm/W CCT=3000K Ra=90 R9=50 SDCM=2 L70(10k)=55000h							
C.I.E.	74 94 99 100 100			D DIN 5040	A60		
F UTE	1.00 B			B NBN	BZ 2		

### Width at 50.00 % of Max Intensity

H[m]	1.00	2.00	3.00	4.00	5.00	H[m]	1.00	2.00	3.00	4.00	5.00
OA	0.83	1.66	2.48	3.31	4.14	OC	0.83	1.66	2.48	3.31	4.14
OB	0.83	1.66	2.48	3.31	4.14	OD	0.83	1.66	2.48	3.31	4.14

	Luminous Intensities [ cd/klm ]									
	0	5	15	25	35	45	55	65	75	85
OA	1062.73	1060.27	1052.85	999.13	757.83	350.08	155.87	64.72	32.79	1.54
OB	1062.73	1060.27	1052.85	999.13	757.83	350.08	155.87	64.72	32.79	1.54
OC	1062.73	1060.27	1052.85	999.13	757.83	350.08	155.87	64.72	32.79	1.54
OD	1062.73	1060.27	1052.85	999.13	757.83	350.08	155.87	64.72	32.79	1.54



H[m]	D[m]	Max lux	Med lux	Alpha=39.6°+39.6°	G=0.0
1.00	1.66	1063	505		
2.00	3.31	266	126		
3.00	4.97	118	56		
4.00	6.62	66	32		
5.00	8.28	43	20		