

Luminaire

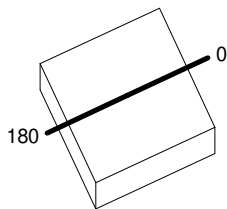
Code KZ31004+AP91300
 Name kata metron pst spot 1x55 Dali 930 SP nr + Soft Filter

Measurement

Code FTS2400337.
 Name kata metron pst spot 1x55 Dali 930 SP nr + Soft Filter

Luminaire Flux	1353 lm	Luminaire Power	22.0 W	Efficacy	61.500 lm/W	Efficiency	100.00%
Source Flux	1353 lm	Maximum value	4480.84 cd/klm	Position	C=0.00 G=0.00	CG	Rotosymmetrical
Rectangular Luminaire Round Luminous Area	Length Diam.	55 mm 48 mm	Width Height	55 mm 0 mm	Height	130 mm	
Horizontal Luminous Area Emitting area on Plane 0° Emitting area on Plane 90°	0.001810 m2 0.000000 m2 0.000000 m2	Emitting area on Plane 180° Emitting area on Plane 270° Glare area at 76°	0.000000 m2 0.000000 m2 0.000438 m2				
Coordinate system Date Measurement Distance	CG 20-06-2024 0.00	Symmetry Type Maximum Gamma Angle Measurement Flux	Rotosymmetrical 180 1353 lm				
LED Flux=2539lm LED Power=18W Eff=53% EfcLed=145lm/W EfcLum=62lm/W CCT=3000K Ra=90 R9=50 SDCM=3 L70(9k)=50000h							
C.I.E. F UTE	98 99 100 100 100 --	D DIN 5040 B NBN	A60 BZ 1				

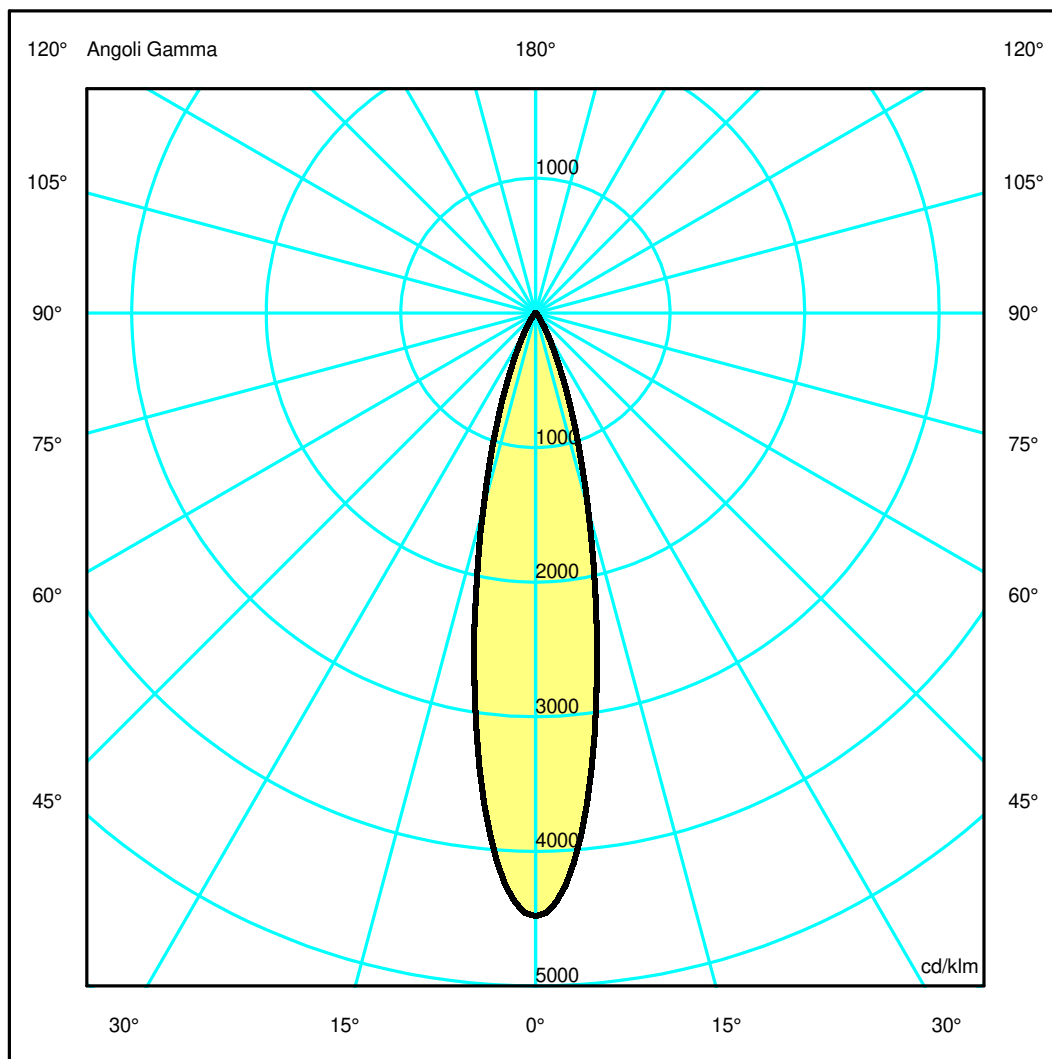
55mm x 55mm



Semipiani C

180.0 ——— 0.0

ULOR 0.00 %
 DLOR 100.00 %
 RN 0.00 %



Luminaire

Code KZ31004+AP91300
Name kata metron pst spot 1x55 Dali 930 SP nr + Soft Filter

Measurement

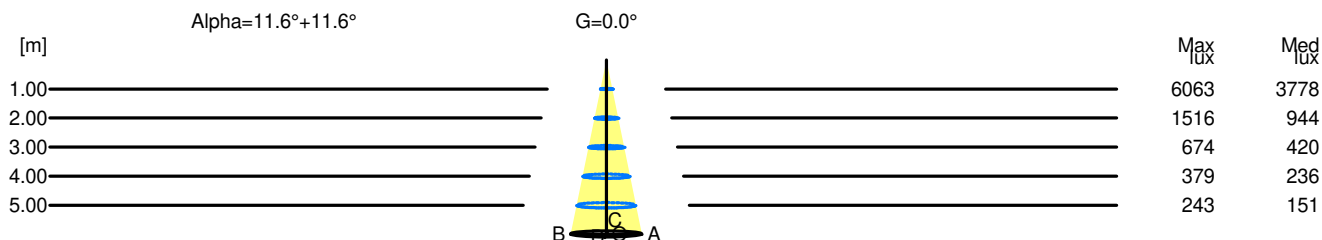
Code FTS2400337.
Name kata metron pst spot 1x55 Dali 930 SP nr + Soft Filter

Luminaire Flux	1353 lm	Luminaire Power	22.0 W	Efficacy	61.500 lm/W	Efficiency	100.00%
Source Flux	1353 lm	Maximum value	4480.84 cd/klm	Position	C=0.00 G=0.00	CG	Rotosymmetrical
Rectangular Luminaire Round Luminous Area	Length Diam.	55 mm 48 mm	Width Height	55 mm 0 mm	Height	130 mm	
Horizontal Luminous Area Emitting area on Plane 0° Emitting area on Plane 90°	0.001810 m2 0.000000 m2 0.000000 m2	Emitting area on Plane 180° Emitting area on Plane 270° Glare area at 76°	0.000000 m2 0.000000 m2 0.000438 m2				
Coordinate system Date Measurement Distance	CG 20-06-2024 0.00	Symmetry Type Maximum Gamma Angle Measurement Flux	Rotosymmetrical 180 1353 lm				
LED Flux=2539lm LED Power=18W Eff=53% EfcLed=145lm/W EfcLum=62lm/W CCT=3000K Ra=90 R9=50 SDCM=3 L70(9k)=50000h							
C.I.E. F UTE	98 99 100 100 100 --	D DIN 5040 B NBN	A60 BZ 1				

Width at 50.00 % of Max Intensity

H[m]	1.00	2.00	3.00	4.00	5.00	H[m]	1.00	2.00	3.00	4.00	5.00
OA	0.20	0.41	0.61	0.82	1.02	OC	0.20	0.41	0.61	0.82	1.02
OB	0.20	0.41	0.61	0.82	1.02	OD	0.20	0.41	0.61	0.82	1.02

	Luminous Intensities [cd/klm]									
	0	5	15	25	35	45	55	65	75	85
OA	6062.58	5262.34	2033.42	500.08	94.47	20.25	7.65	5.62	3.61	0.98
OB	6062.58	5262.34	2033.42	500.08	94.47	20.25	7.65	5.62	3.61	0.98
OC	6062.58	5262.34	2033.42	500.08	94.47	20.25	7.65	5.62	3.61	0.98
OD	6062.58	5262.34	2033.42	500.08	94.47	20.25	7.65	5.62	3.61	0.98



H[m]	D[m]	Max lux	Med lux	Alpha=11.6°+11.6°	G=0.0
1.00	0.41	6063	3778		
2.00	0.82	1516	944		
3.00	1.23	674	420		
4.00	1.64	379	236		
5.00	2.04	243	151		